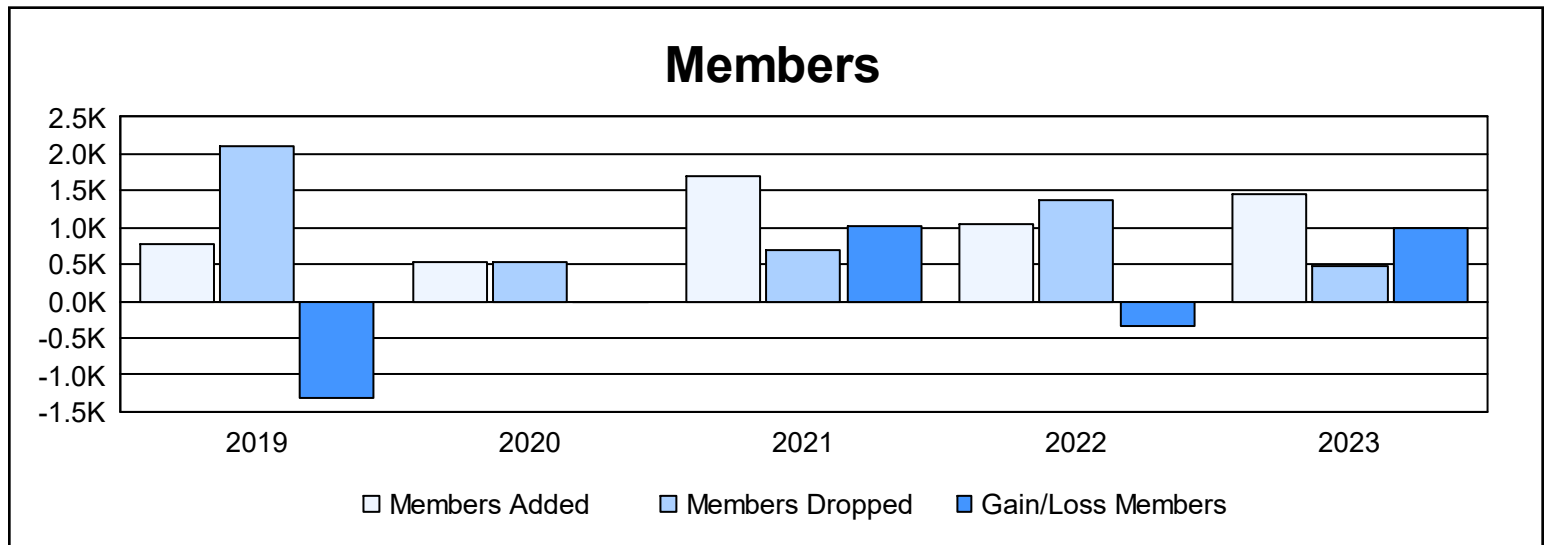
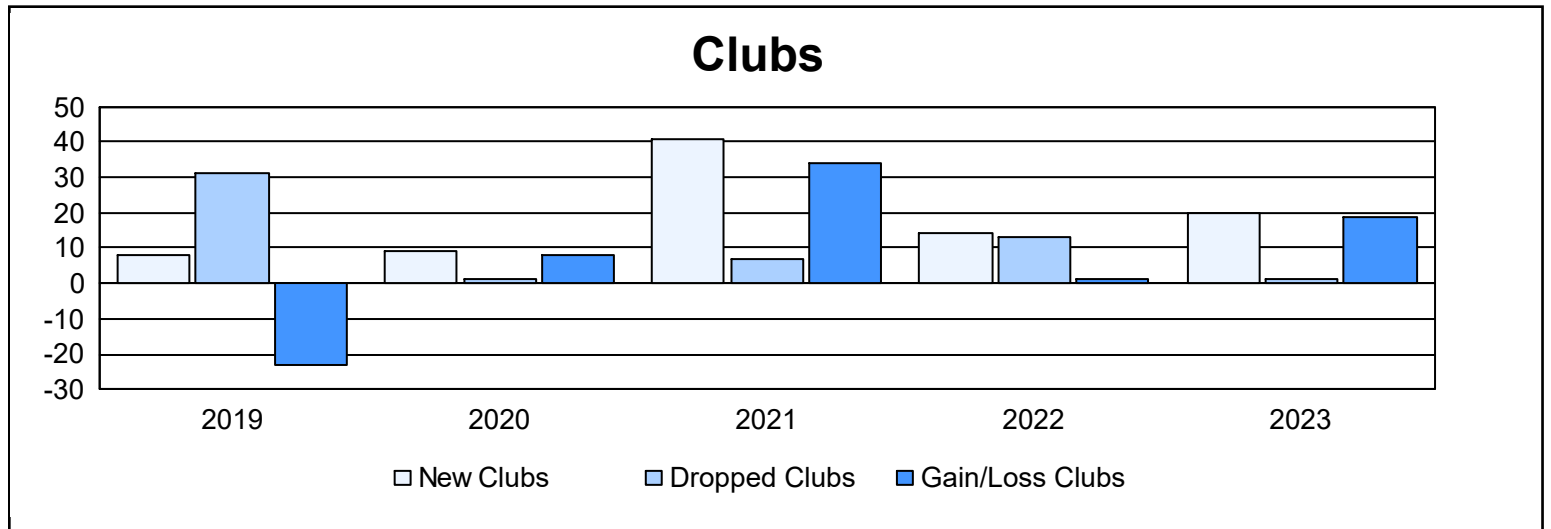
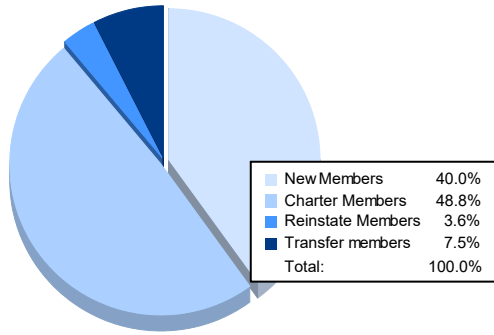


| Year | New Clubs | Dropped Clubs | Gain/ Loss Clubs | New Members | Charter Members | Reinstate Members | Transfer Members | Total Member Added | Total Members Dropped | Gain/ Loss Members |
|----------------|-----------|---------------|------------------|-------------|-----------------|-------------------|------------------|--------------------|-----------------------|--------------------|
| 2018-2019 | 8 | 31 | -23 | 324 | 294 | 73 | 81 | 772 | 2,092 | -1,320 |
| 2019-2020 | 9 | 1 | 8 | 177 | 320 | 14 | 9 | 520 | 523 | -3 |
| 2020-2021 | 41 | 7 | 34 | 514 | 1,062 | 56 | 66 | 1,698 | 686 | 1,012 |
| 2021-2022 | 14 | 13 | 1 | 462 | 463 | 20 | 106 | 1,051 | 1,385 | -334 |
| 2022-2023 | 20 | 1 | 19 | 587 | 716 | 53 | 110 | 1,466 | 476 | 990 |
| Average | 18 | 11 | 8 | 413 | 571 | 43 | 74 | 1,101 | 1,032 | 69 |



Membership Composition June 2023 Cumulative



Gender Composition June 2023 Cumulative

